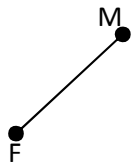


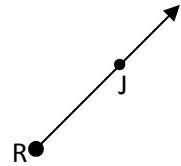
Word Bank:	point	line	ray	plane
	parallel lines	perpendicular lines	line segment	

Write the correct **name** and **symbol** for each of the following.

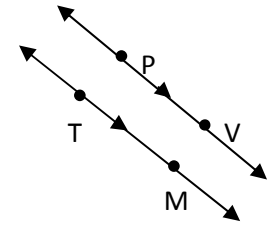
1. _____



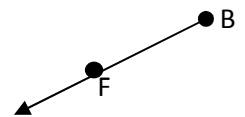
2. _____



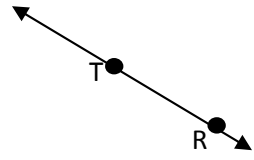
3. _____



4. _____



5. _____



6. _____




Use a ruler to draw and label each of the following using the dots. Include all necessary markings.


7. $\overleftrightarrow{FR} \perp \overleftrightarrow{HU}$



8. \overleftrightarrow{PT}




9. \overline{MD}




10. M is the midpoint of \overline{LR}



11. Collinear points F, H, L



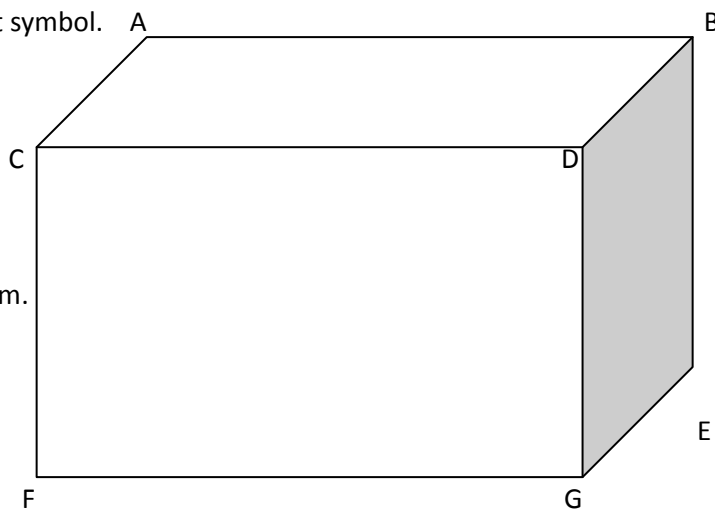
12. $\overleftrightarrow{NS} \parallel \overleftrightarrow{EW}$



Use the rectangular prism to the right to fill-in the correct symbol.

13. $\overline{BD} \underline{\hspace{1cm}} \overline{EG}$

14. $\overline{CF} \underline{\hspace{1cm}} \overline{FG}$



Use the word bank to fill-in the blank with the correct term.

Refer to the rectangular prism to the right.

Word Bank:

parallel perpendicular skew

15. \overline{CD} and \overline{EG} are _____ line segments.

16. \overline{CD} and \overline{AB} are _____ line segments.

17. \overline{CD} and \overline{BD} are _____ line segments.